



ORGANISME CERTIFICATEUR  
N° 1-382 N° 2006-45392-19

# BioSevia



## TERRA & HYDRO



Biopole  
32500 FLEURANCE - FRANCE  
Tel. : +33 (0)5 62 06 08 30



**GHE**  
eurohydro.com

POUR L'HYDROPONIE ET LA TERRE  
FOR HYDROPONICS AND SOIL  
FÜR HYDROPONIK UND ERDE  
PARA HIDROPONIA Y TIERRA  
PER IDROPONIA E TERRA



**BioSevia™ is a unique product. It is the first certified organic nutrient to be exhaustive and totally soluble. It gives perfect results in soil, of course, but it has the exceptionality to work beautifully in hydroponics too, be it with bare roots, or on substrates.**

1. Its specific composition, and its excellent solubility, make it easy for plants to assimilate.
2. It is efficiently applied in fertigation and drip irrigation.

#### **APPLICATION:**

**In soil**, it is good to add a little BM. This will improve matter breakdown and achieve better results.

**In hydroponics**, BioSevia must be used in conjunction with BM which is needed to reproduce, in the nutritive solution, the soil's natural degradation process. To activate growth, flowering, and fruiting, and to develop the immune system of your plants, use Diamond Nectar, Bio Roots, Bio Bloom, and Bio Protect.

#### **pH**

**In soil**, it is generally not necessary to control the pH level. But if you want to obtain a perfect dilution of the nutritive elements in the solution, it is good to adjust the pH between 5.5 and 6.2 before adding the nutrients.

**In bioponics**, the pH can rise up to 7.5 with no problem. Over 7.5 it has to be driven slowly down to 6.0, but progressively, over a period of 5 to 6 days.

*To do so, use GHE's pH Down, it contains organic buffers and adapts well to BioSevia. (Note: pH Down is not organic)*

Add your regulator slowly, little by little, and dilute it well each time. Pour it in the reservoir, far from the pump (or shut the pump), this will help avoid a stress due to too rapid a change in pH level.

#### **Conductivity**

Conductivity is difficult to read with an organic nutrient. As much as possible keep your EC above 0.8 and below 1.0.

For seeds (all substrates):

- As soon as the first roots come out, apply the dosage for «cuttings».
- When your plant resumes growth, apply the dose for «vegetative».

For growth only, or mother plants: 20 ml/10 L.

**Of course, a crop grown in soil will be certified.**











**\* Important: in several countries, the agencies in charge of organic certification do not recognize hydroponics as an organic way of growing, even when using BioSevia, or any other certified organic nutrient. Indeed, hydroponics does not use soil, which is the basic element of organic cultivation. Growing hydroponically will not necessarily allow you to obtain an organic certification for your crops.**

*To know more please open [eurohydro.com](http://eurohydro.com), or contact us directly at [tech@eurohydro.com](mailto:tech@eurohydro.com)*

- **DIAMOND NECTAR** : Strengthens the root system - Improves the plant's general health
- **BIO PROTECT** : Immune system activator - (In foliar spray once a week)
- **BIO ROOTS** : Root activator
- **BIO BLOOM** : Flowering activator


*(0,5 and 1 L bottle caps = 10 ml)*













# BIOSEVIA & BIOPONIE\* HYDRO

		18 H 			12 H 				
ml / 10 L		1	2	3	4	5	6	7	...
Semaine - Week - Woche Semana - Settimana							 - 		
<b>SIMPLE</b>	<b>BioSevia Grow</b>	3	3	15	20				
	<b>BioSevia Bloom</b>	3	3				20		
	<b>BM</b>				1 g / 10 L				
<b>EXPERT</b>	<b>Diamond Nectar</b>		20						
	<b>BioProtect</b>		5 ml / L		5 ml / L		5 ml / L		
	<b>BioRoots</b>		2						
	<b>BioBloom</b>						2		



BIEN AGITER AVANT L'EMPLOI - SHAKE WELL BEFORE USING - VOR GEBRAUCH GUT SCHÜTTELN  
AGITÈSE BIEN ANTES DE USAR - AGITARE BENE PRIMA DELL'USO

 = 10 ml

ml / 10 L		18 H 			12 H 					
Semaine - Week - Woche Semana - Settimana		1	2	3	4	5	6	7	....	
										
<b>SIMPLE</b>	<b>BioSevia Grow</b>	Voir texte - See text Slehe Text Ver el texto	2,5	2,5	15	10	10			
	<b>BioSevia Bloom</b>		2,5	2,5		10	10	20		
	<b>BM</b> 	1 g / 10 L								
<b>EXPERT</b>	<b>Diamond Nectar</b> 	20								
	<b>BioProtect</b> 	5 ml / L		5 ml / L		5 ml / L				
	<b>BioRoots</b> 	2								
	<b>BioBloom</b> 						2			

BIEN AGITER AVANT L'EMPLOI - SHAKE WELL BEFORE USING - VOR GEBRAUCH GUT SCHÜTTELN  
AGITASE BIEN ANTES DE USAR - AGITARE BENE PRIMA DELL'USO

