




FloraDuo[®]



Biopole
32500 FLEURANCE FRANCE
Tel. : +33 (0)5 62 06 08 30



GHE
eurohydro.com

POUR L'HYDROPONIE ET LA TERRE 
FOR HYDROPONICS AND SOIL 
FÜR HYDROPONIK UND ERDE 
PARA HIDROPONIA Y TIERRA 
PER IDROPONIA E TERRA 

FloraDuo is a Two-Part Nutrient (FloraDuo Grow and FloraDuo Bloom), to use together, but in different proportions and concentrations, depending on the life cycle of your plants.

FloraDuo Grow promotes growth and structural development, as well as extremely vigorous rooting. It prepares it for highly intensive flowering.

FloraDuo Bloom gives it all it needs for abundant flowering and fruiting. It helps to make the best out of your plants genetics.

FloraDuo is an exhaustive nutrient that also includes exclusive bio-activators.

As a general rule:

- **Suggested EC** : Cuttings : 0.4 - 0.6 - Seedlings : 1.2 - 1.5 - Growth, flowering & fruiting : 1.5 - 2.2.
- Adjust your water to a **pH** of 5.5 to 6.5. Check your pH level regularly. To stabilize your pH, use our liquid pH Down, as it contains organic buffers.
- FloraDuo Grow in 2 versions : for soft and hard waters.
In a water containing 70 mg/L of calcium (Ca) or less, use FloraDuo Grow soft water.
- **Shake well before using** : FloraDuo is very concentrated. Very little is needed for your crop. To avoid precipitation while mixing your solution, pour each component separately in the water and rinse your measure between each serving.











For seeds (all substrates):

- As soon as the first roots appear, apply the dosage for «cuttings», in the application chart.
- As soon as growth resumes, apply the dosage for «vegetative».


For pure growth, and for mother plants:

- Apply the same dosage as for the first week of flowering (Grow 30/Bloom 10).
















- **RIPEN** : 10 last days for faster flowering *(0,5 and 1 L bottle caps = 10 ml)*
- **BIO ROOTS** : Root activator
- **BIO PROTECT** : Immune system activator - (In foliar spray once a week)
- **BIO BLOOM** : Flowering activator
- **DIAMOND NECTAR** : Strengthens the root system - Improves the plant's general health
- **MINERAL MAGIC** : 1 coffee spoon, sprinkled at the foot of the stem (every week) - Increases the resistance to insects and disease. Stabilizes the pH


Semaine - Week - Woche Semana - Settimana	1	2	3	4	5	6	7	8	9	10	...
	18 H ☀			12 H ☀							
ml / 10 L	☛		🌱				🌸	-	🍅		
FloraDuo Grow	5	5	15	30	30	10	10	10	10		
FloraDuo Bloom	5	5	5	10	10	30	30	40	40		
Ripen											60
Bio Roots	 2										
Bio Protect	 5 ml/L					 5 ml/L		 5 ml/L			
Bio Bloom				 2							
Diamond Nectar	 20										
Mineral Magic			4 g								

☛* = Changer l'eau - Change water - Wasserwechsel - Cambiar el agua - Cambiare l'acqua

 = 10 ml

TERRA

Semaine - Week - Woche Semana - Settimana		1	2	3	4	5	6	7	8	9	10	...
		18 H ☀			12 H ☀							
ml / 10 L				 - 								
FloraDuo Grow	Voir texte - See text Sikha Text Ver el testo Vedere il testo	2,5	2,5	7,5	15	15	5	5	5	5		
FloraDuo Bloom		2,5	2,5	2,5	5	5	15	15	20	20		
Ripen												 60
Bio Roots		2										
Bio Protect			5 ml/L			5 ml/L				5 ml/L		
Bio Bloom							2					
Diamond Nectar		20										
Mineral Magic			4 g									

 = 10 ml